



AVENBURY LAKES ARCHITECTURAL STANDARD

Doors - Replacement Entry, Screen & Sliders

Board Reviewed and Approved 8/22/2019

=====

This Standard page and the items in the checklist below MUST be attached to your Modification Request Form to be accepted for review.

- Contractor proposal
- Picture/photo of replacement door including Make and Model
- Door Color (See Standard for Doors – Exterior Paint Colors)
- Handle Style and Color

Standard

- Must be professionally installed

Front Entry Door

- Steel doors must have 4 rectangular panels like original front entry doors along with glass window(s) at the top measuring no more than 18 inches from the top of the door to the bottom of chosen window design.
- Window(s) may be clear or decorative but no stained/colored glass.
- Door color must be one of the colors listed in Standard for Exterior Paint Colors.
- Handle must be lever design for easier entry and may be brass, brushed nickel, antique brass or bronze.
- Front entry door must be of the same or better quality than original door.
- Suggested designs/styles are pictured on following pages.

Rear Entry Door

- Full view door (see sample photo on following pages).
- Glass must be clear and may have enclosed shade included.
- Door color must be one of the colors listed in Standard for Exterior Paint Colors.
- Handle must be lever design for easier entry and may be brass, brushed nickel, antique brass or bronze.

Front or Rear Storm Door

- White door with full view or panel below screen.
- Must be of the same or better quality and your choice of three designs/styles as pictured on following page.
- Handle must be lever design for easier entry and may be white, black, brass, brushed nickel, antique brass or bronze.

Glass Sliders on Enclosed Sun Porches

If the glass sliders are replaced or a new sunroom is installed, the sliders may be slightly larger than the original design to accommodate wheelchair access.

Homeowner Responsibility

- Homeowner assumes all liability for installation, maintenance and repair.
- A copy of your complete Modification Request will be placed in resident's permanent file.
- Homeowner must contact Information Center when project is complete so a committee member can do a final inspection.
- Resident should keep a copy in their homeowner records.


FRONT ENTRY DOOR SAMPLES




FRONT ENTRY LEVER DOOR HANDLES CAN BE RUBBED BRONZE, ANTIQUE NICKEL, BRASS OR SATIN NICKEL

SAMPLE STORM/SCREEN DOOR TYPES:

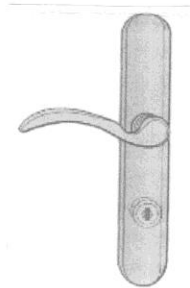
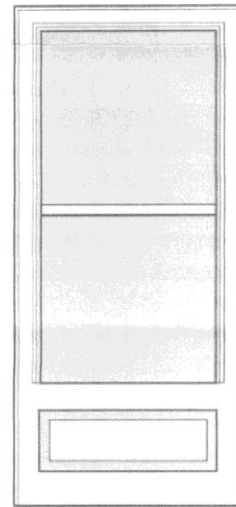
Full View



Full View w/screen



Single Panel below



LEVER STYLE HANDLES CAN BE:

White, Black, or "Metal Tones" (Brass, Brushed Nickel, Antique Brass, or Bronze)

REAR ENTRY DOOR SAMPLE:



REAR LEVER DOOR HANDLES CAN BE RUBBED BRONZE, ANTIQUE NICKEL, BRASS OR SATIN NICKEL



SLIDING DOOR:

Porch – Replacing or Installing New Sliders – 3-Season Room

